



wedi Fundo® Linear Shower System

Technical Data Sheet



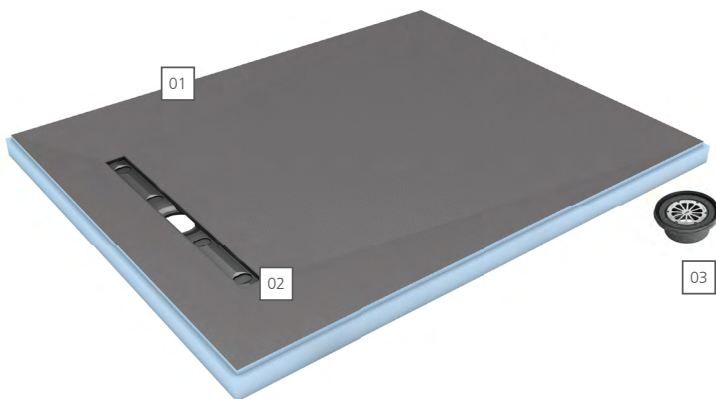
- Pre-sloped and internally waterproof linear drain shower base
- Factory integrated linear drain trench
- Ready for tiling upon installation
- Available in various sizes with options for additional extension panels
- Level perimeter thickness ideal for recessing this shower base into a subfloor

Product advantages and use

The wedi Fundo® Linear Shower System offers full warranty coverage like all wedi Shower Systems, thanks to its consistent and inherently waterproof core, and its range of specially engineered components. The wedi Fundo® Linear Shower Base is internally waterproof due to its wedi XPS foam's closed cell structure, and naturally protects against mold or mildew like every wedi XPS foam based product. It is fast and clean to cut and fit custom designs while prefabrication reduces installation time significantly. The base features a strong and pre-sloped surface, allowing for tiling immediately whether you choose mosaic or large format tile. The wedi Fundo® Linear Shower Base is designed with a 4-way slope which allows the base to maintain a level perimeter thickness despite its off-center drain location. This makes it safe and easy to install wedi Fundo® Linear Shower Bases in curbless shower designs and into a sufficiently recessed floor structure. Fundo Riolito can also be installed with a curb. Pre-sloped extension panels are available so that no limit exists for creating any size or shape for custom shower designs. The wedi Fundo® Linear Shower System is insulating, creating a thermal barrier that can prevent cold from transferring through the tiled surface, and make floor heating systems more efficient. It also has outstanding moisture and water exposure control compared to traditional mortar bed installations or other currently known methods for building showers, including the use of sheet or liquid waterproofing membranes which can be very thin and vulnerable, or they may offer water absorption into thin-set bonded seam areas. The wedi Fundo® Linear Shower Base comes equipped with a wedi Fundo® Click and Seal® drain, designed for safe performance and to ensure a perfect tiling experience.

wedi Fundo® Linear Shower Base

- 01 Pre-sloped wedi Fundo® Linear Shower Base
- 02 Factory integrated linear drain trench
- 03 wedi Fundo® Click and Seal® drain kit
(Select and add a wedi® Drain Cover set a la carte)



When selecting an individual shower base, don't forget to select and add:

- Any additional prefabricated modules (like curbs)
- a wedi Fundo® Drain Cover

Available shower base sizes:

36 x 60 inches, 48 x 60 inches, 48 x 72 inches.



Technical Properties ■ wedi Systems

Technical Properties / Performance	Product Standard / Test Method	wedi Fundo® Shower System
Standard Specification for Rigid, Cellular Polystyrene	ASTM C 578 *	Compliant
American National Standard Specifications for Test Methods and Specifications for Foam Core Backer Boards	ANSI A118.18	Compliant
Tileable Shower Receptors And Shower Kits	IAPMO PS106	Compliant
R-Value	ASTM C518	4.3hr ft. 2 F/Btu/in (R Value for 1" wedi = 4.3)
Tensile Strength	ASTM D1623-09	N/A
Shear Bond Strength	ANSI A118.18 Minimum performance requirement 50 psi	N/A, see wedi® Building Panel and IAPMO PS106 compliance
Waterproof	ANSI A118.18; ANSI 118.10 Section 4.5	Passed
Waterproofness of Assembly	ANSI A118.18, IAPMO PS106	Passed
Water Vapor Transmission	ASTM E 96-2016	N/A
Capillarity		Zero
Fungus / Bacteria Resistance	ANSI A118.18, IAPMO PS106	Passed, Zero Growth
Flexural Strength	ANSI A118.18; ASTM C203 Minimum Performance requirement 212 psi.	N/A
Robinson Floor Test	ANSI A118.18; ASTM C627	N/A
Fastener Pull Through	ANSI A118.18; ASTM D1037 Section 15 Minimum performance requirement 75 lb.	N/A
Temperature Limits		-58 / +165° F
Accelerated Aging	AC 71 - 25 Cycles	N/A
Linear expansion with change in moisture content	ANSI A118.18; ASTM D1037-12, Section 24 Minimum Requirement < 0.2%	Passed, 0.04%
Surface Burning Characteristics	ASTM E84-16 (NFPA 255, ANSI / UL 723, UBC 8-1); ANSI A118.18	N/A, see wedi® Building Panel
Load bearing capability; weight of tile and setting materials/ sft		N/A, see wedi® Building Panel
Floor and Trench Drain Compliance	ASME A112.18.2	Passed, Compliant (ICC PMG 1189)
Seam Strength	ASTM D751-11 (requirement 8 lb/in width)	N/A
Squareness	ANSI A118.18 requirement deviation < 1/32 in./ft length of product	N/A
Thickness	ANSI A118.18 requirement deviation < +/-0.04 in.	N/A

Approvals & Certificates

Approvals and certificates applicable to entire product system or components as required	City of New York, MEA 912-52-SM	Fundo Shower Systems & Building Panels: ICC PMG 1189 (for USA and Canada)	Meets all applicable ANSI / ISO Standards incl. ANSI A118.18, ANSI A118.10, IAPMO PS106	TCNA handbook recognized for wall, floor, countertop, & more applications
--	---------------------------------	---	---	---

Environmental Consideration

Contains no unbonded fire retardants like HBCD (Hexabromocyclododecane) which has been banned in Canada and is a toxic substance of high concern with the US EPA. Contains no formaldehyde.

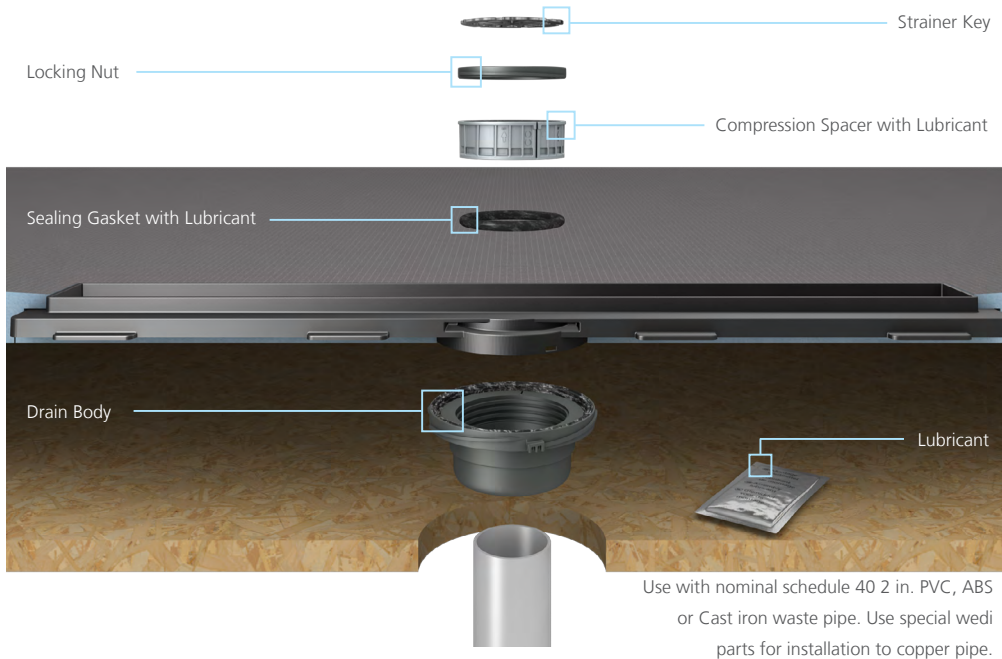
ICC-PMG 1189 Report ■ National Building Code Compliances

WEDI FUNDO® SHOWER SYSTEM AND TILE BACKER BOARD UNDERLAYMENTS	
CSI	DIVISION: 22 00 00 – PLUMBING. Section: 22 40 00 – Plumbing Fixtures (Shower System Kit)
Product certification system	The ICC-ES product certification system includes testing samples taken from the market or supplier's stock, or a combination of both, to verify compliance with applicable codes and standards. The system also involves factory inspections, and assessment and surveillance of the supplier's quality system.
Product	wedi Fundo® Shower System and Tile Backer Board Underlayments
Listee	wedi Corporation ■ 1160 Pierson Drive, Batavia, IL 60510. www.wedicorp.com
Compliance with the following codes	2024, 2021, 2018, 2015, 2012 and 2009 International Plumbing Code® (IPC) 2024, 2021, 2018, 2015, 2012 and 2009 International Residential Code® (IRC) 2024, 2021, 2018, 2015, 2012 and 2009 International Building Code® (IBC) 2024, 2021, 2018, 2015, 2012 and 2009 National Standard Plumbing Code® (NSPC) 2024, 2021, 2018, 2015, 2012 and 2009 Uniform Plumbing Code® (UPC)* 2022, 2019, 2016 and 2013 California Plumbing Code (CPC)* 2023, 2020 and 2017 City of Los Angeles Plumbing Code 2020, 2015, 2010 and 2005 National Plumbing Code of Canada** * Uniform Plumbing Code is a copyrighted publication of the International Association of Plumbing and Mechanical Officials ** National Plumbing Code of Canada is a copyrighted publication of National Research Council Canada
Compliance with the following standards	ANSI A118.10-2023, Load Bearing, Bonded, Waterproof Membranes for Thinset Ceramic Tile and Dimension Stone Installations ANSI/TCNA A118.18-2023, Test Methods and Specifications for Foam Core Backer Boards ASME A112.18.2/CSA B125.2-2020, Plumbing Waste Fittings ASTM E 96-2024, Standard Test Methods for Gravimetric Determination of Water Vapor Transmission of Materials ASTM E 331-00(R23), ASTM E331-00(2016) Standard Test Method for Water Penetration of Exterior Windows, Skylights, Doors, and Curtain Walls by Uniform Static Air Pressure Difference ICC-ES EG 159, Evaluation Guideline for Composite Backer Board (Approved Dec 2004) ICC-ES AC 71, Acceptance Criteria for Foam Plastic Sheathing Panels Used as Water Resistive Barriers (Approved Feb 2003, Ed Revised Nov 2018) IAPMO PS 46-2012, Field Fabricated Tiling Kits IAPMO PS 106-2015e1, Tileable Shower Receptors and Shower Kits
Identification	Packaging label for each system shall include the manufacturer's name or trademark as well as the ICC-ES PMG certification mark.
Installation	The wedi Fundo® Shower Systems shall be installed in accordance with the manufacturer's published instructions and the applicable code(s). The wedi Fundo® Shower System components shall be assembled and can be customized in the field. When provided drains must comply with ASME A112.18.2/CSA B125.2 as applicable. The wedi pre-sloped, ready-to-tile shower bases may be used in lieu of a CSA B45.5/IAPMO Z124 plastic shower receptors or any liner based shower installations. The wedi drain units do not require weep holes.
Listed Models and Characteristics	The wedi Fundo® Shower Systems consist of the following: a) The wedi Fundo® shower bases are waterproof, pre-sloped, ready-to-tile floor units. The shower bases with linear and point drainage include factory sealed parts integrated into the floor bases and can be installed with or without curbs in recess, barrier free installations. b) The wedi® Building Panels are inherently waterproof and are engineered as a general purpose backer board and underlayment for tile. They also serve as an integral part of the wedi Fundo® shower system and consist of a rigid extruded polystyrene foam covered on both sides with a cement-based resin surface and reinforcing mesh for durability and bond performance with tile adhesives. c) The wedi® Vapor 85 Building Panel which may be used with or without wedi Fundo® shower systems, is a specialized building panel featuring the original wedi® Building Panel but with its vapor exposed side protected by wedi® Subliner Dry. The wedi® Vapor 85 was tested to ASTM E96 Procedure E as a complete assembly with the wedi® 620 joint sealing membrane and wedi® Subliner Dry sealing tape over seams and fastener points and was found to have a perm rating of 0.03 perms which meets the permeance rating requirement of 0.5 perm or less and can be used in continuous use steam shower/room applications without additional vapor retarders in accordance with Tile Council of North America (TCNA) 2014 Handbook for Ceramic Glass and Stone Tile Installation (SR613-14 and SR614-14). d) The wedi Fundo® Shower System accessories which may include the following waterproof components: wedi® pre-sloped curbs, wedi® niches, wedi seats and benches, wedi® shower base extensions and ramps, wedi® fasteners, wedi® drain cover and drain cover frames, wedi® joint sealant, wedi® Fundo Click and Seal® drain, wedi® Subliner Dry sheet waterproofing membrane system and tapes, wedi® Subliner Dry Tub Sealing Tape or wedi® Curbless Shower Recess Kit. The wedi Fundo® family line includes the following: wedi Fundo® (shower bases with a point drain and for primary use with curbs), wedi Fundo® Linear (shower bases with integrated linear drain and featuring single slope or 4-way slope designs), and wedi Fundo® Curbless (shower bases for curbless, floor-level entry showers with a point drain). The wedi Fundo® Shower System components and assembly for shower installations were proven to be waterproof, water-resistant, and mold resistant when tested in accordance with A118.10-2014 and ASTM E331. The wedi® Drains have found to comply with with ASME A112.18.2/CSA B125.2 and do not require weep holes.

2026. Find Current Report on www.icc-es.org or www.wedicorp.com


Drain and Base Assembly Properties

Fundo Base Assembly with wedi Fundo® Click and Seal® Drain




wedi Fundo® shower bases may be cut and/or extended

wedi prefabricated extensions are pre-notched. They can be joined with other extensions in a mitered design joining two or more sides of a shower to be extended. Make interlocking notch connections on-site as needed for mitered connections. Consult wedi's manual for using wedi sloped extensions.



The shower base may be extended using a pre-sloped wedi extension panel.



wedi shower bases thicker than 1 1/2 inch where an extension is connected require a wedi building panel be placed and thin-set mortar adhered under the extension panel to adjust for a proper connection fit.



A wedi shower base can be cut to size using a circular saw with standard carbide blade. You can remake the 1/2 inch x 1/2 inch perimeter channel by cutting through the cement surface using the circular saw set to cut 1/2 inch deep. You can use a circular saw or a sharp utility knife to cut the new channel 1/2 inch wide through the blue exposed foam side. Clean the new channel and the base and remove all saw dust and loose particles.

wedi Fundo® Technical Drawings

To view technical drawings for wedi Fundo® Shower Bases, [click here](#).

Pre-During-Post Installation Care and Preparation

To view pre-during-post installation care and preparation, view the installation manual [here](#).

Requirements/Limitations for wedi products used in Shower and Wet Room applications

To view general limitations, view our Requirements/Limitations section of our technical handbook [here](#) and as it may apply to wedi Fundo® Linear Shower System.

Packaging and sales

To view available shower kit sizes, shower base sizes, and add-on options, [click here](#) for the wedi Technical Handbook.

Storage & Handling

Consult Safety Data Sheet SDS (if available) for safe handling of product

Store product in original packaging on a flat and solid surface and do not store other product or material on wedi product.

Ensure product is protected against traffic and exposure to moving objects to avoid damage to the product.

Protect product during storage in warehouse or on project sites and when in transit against weather and keep at all times in a dry and cool environment (between 41°F to 95°F (5°C to 35°C)) and where product is protected against direct exposure to UV/sunlight.

Warranty

To view our information regarding our standard 10-Year Limited Warranty and our extended 15-Year and Lifetime Limited Warranties available through registration of the project through a wedi PRO certified installer, [click here](#).

Training, Installation Resources and Technical Support

To view our training and workshop schedule, [click here](#).

To download our digital technical handbook, [click here](#).

To get in touch with your local technical sales support manager, [click here](#) and select your state to be provided with contact information. Or, scroll down and fill out the contact form to send a message directly to your local technical sales support manager!

Architectural Support

- Virtual and in-person AIA Presentations for CEU's
- Specification assistance, technical drawings and more
- For more information, contact wedi at:
email: architecture@wedincorp.com
phone: **847-357-9815**.