What if your next shower project was simple, fast and guaranteed?

wedi® Shower Systems

Premium and Designed-for-Value Performance Shower Systems

MADE IN U.S.A.

Support American manufacturing and build with premium-quality product systems and services by the expert brand.

...wedi®

an ARDEXGROUP Company

Why choose a wedi Fundo® Shower System?

To build the best custom tiled shower and protect your investment over time, have wedi Fundo® installed under your tile. This premium-quality, high-performance shower system by wedi® is a true “Best-in-All Classes” choice for high-value renovation projects and custom home builders.

Benefits:

Long-term value and durability: With 40+ years of experience and superior product quality, wedi Fundo® Systems provide greater lifetime value for your shower installation, protecting your investment whether you’re building for yourself or a client.

Waterproofing protection: All wedi Fundo® products are internally waterproof through their core and throughout the entire installation system, eliminating water damage risks that could lead to costly repairs to underlying construction. The product surfaces are also equipped with a unique cement based, reinforced coating offering extreme tile backing strength, lasting performance in wet and alkaline environments, and unmatched bond to tile adhesives.

Fast and efficient installation: wedi Fundo® Systems are so highly prefabricated yet customizable. They are designed for quick, clean, and simple installation, reducing labor time and avoiding costly mistakes.

Extensive warranty coverage options: Unique 10-Year, 15-Year and Lifetime Limited warranty programs protect homeowners where it matters most in case of water damage, providing peace of mind.

Professional support: First-time installation assistance for professionals, certification classes, and technical support within the field presence ensure proper installation for any project.

German and American made quality and safety. Materials are sourced from safe and local vendors and manufactured in wedi’s American and German factories, supporting domestic jobs while ensuing product reliability, safety and availability.

wedi Corporate Office
Phone 847-357-9815
E-Mail info@wedicorp.com
1160 Pierson Drive
Batavia, IL 60510
www.wedicorp.com

Why choose a ...wedi® *S-DRY*™ Shower System?

This shower system is specifically designed for projects where you need to waterproof existing substrates, such as drywall or mortar bed shower floors, while simultaneously creating a tile-ready surface. wedi® S-DRY™ can be used as a complete and closed installation system using only wedi® components to waterproof the shower, or it can work with other materials such as drywall, cement board, or mortar beds — making it a practical and flexible solution for a wide range of budgets and project requirements. wedi® S-DRY's tested and certified technical performance makes it a "best-in-class" sheet-membrane-based product system.



Benefits:

Competitive high performance and quality sheet membrane based shower system and bonding flange drains for every custom tiled shower project.

The system provides three major benefits: strong and integrated low profile drain that connects from the surface, hardened surface for all tiles, and an assembly featuring actively waterproofed seams. Check out the many more benefits designed into this product system made for professional tilers.

wedi® S-DRY™ can do so much more than helping you build custom tiled showers. Easily build steam showers and enjoy S-DRY's water and vapor proofing capability in the product, assembly method, and process. Easily create curbless showers by recessing into a subfloor structure (shower base is only 1 1/8" to 1 3/8" thin depending on model, consider using, the wedi® Curbless Shower Recess Kit), or use with wedi® S-DRY™ Curbs or Extensions.

Extensive warranty coverage options: Unique 10-Year, 15-Year and Lifetime Limited warranty programs protect homeowners where it matters most in case of a water damage, providing peace of mind.

Designed for value: best-in-class product systems helping you balance material cost savings, efficient installation, and product performance goals. Backed up by wedi's unique industry leading installation assistance and certification program for professionals.

American made quality and safety. Materials are sourced from safe and local vendors and manufactured in wedi's American factory supporting domestic jobs while ensuring product reliability, safety and availability.

wedi Corporate Office
Phone 847-357-9815
E-Mail info@wedicorp.com
1160 Pierson Drive
Batavia, IL 60510
www.wedicorp.com

Why choose wedi® Vapor 85?



wedi® Vapor 85 is a special tile backer board system designed and made for wall and ceiling installations over framing. Vapor 85 is often used with wedi Fundo® or wedi® S-DRY™ shower bases, as well as with screed or mortar bed shower floors for premium performance in steam shower and steam room installations. Its design is based on the original wedi® Building Panel, which provides strength and tile load capability while also offering lightweight, clean handling and an easy cutting process. wedi® Vapor 85 features an additional vapor barrier membrane pre-applied by wedi on the vapor-facing side of the panel. wedi® Vapor 85 will transition in 2026 to feature a blue vapor barrier facing, and we are launching wedi® S-DRY™ Tape and wedi® S-DRY™ SEAL, which can be used to treat seams and penetrations in steam room applications. During that transition, you may still use wedi® Subliner Dry Sealing Tape applied with either wedi® Sealant 620, as before, or wedi® S-DRY™ SEAL.

wedi® Vapor 85 and its assembly, including seams, have been tested for water vapor resistance and have achieved a permeability rating of far less than 0.5 perms (tested using ASTM E96 Method E at 100°F and 90% relative humidity), as required for wall substrates over framing in continuous-use steam rooms by the Tile Council of North America's Detail SR614.

Enjoy the same installation and project planning assistance, certification, and warranty service offers as with all wedi® premium product systems. Made in the **U.S.A.**

Why choose wedi PRO-SET™?

This premium performance tile adhesive and thinset mortar was developed for use with wedi® product systems and for enhanced performance in wet area tile applications. wedi RO-SET™ can be used to secure large and heavy porcelain and natural stone tile using up to 3/4-inch square notch trowels. This specialty mortar is used in interior applications only. PRO-SET™ offers non-sag properties for clean and efficient work-flow and is designed to provide a creamy and smooth consistency for great haptics and workability while giving you time as it offers a 3-hour pot life. This premium tile adhesive is available in white only and meets and exceeds ANSI A118.4, ANSI A118.11, and *ANSI A118.15 (C2, T, E) standards. wedi RO-SET™ is required to qualify wedi® projects for our Lifetime Limited PRO warranty program when installed by a wedi® PRO certified installer.

Enjoy the same installation and project planning assistance, certification and warranty service offers as with all wedi® premium product systems. Made in **U.S.A.**

*ANSI A118.15 (C2, T, E)
C - Cement based mortar mix
2 - Improved and higher bond strength
T - Thixotropic (non-sag)
E - Extended open time"

Technical Properties / Performance	Product Standard / Test Method	wedi® Building Panel	wedi® Vapor 85 Panel	wedi Fundo® Shower System	wedi® S-DRY™ Shower System
Standard Specification for Rigid, Cellular Polystyrene	ASTM C 578*	Compliant	Compliant	Compliant	N/A
American National Standard Specifications for Test Methods and Specifications for Foam Core Backer Boards	ANSI A118.18	Compliant	Compliant	Compliant	N/A
Tileable Shower Receptors And Shower Kits	IAPMO PS106	N/A, but tested and compliant within shower system	N/A	Compliant	Compliant
R-Value	ASTM C518	4.3hr ft. 2 F/Btu/in (R Value for 1" wedi® = 4.3)	4.3hr ft. 2 F/Btu/in (R Value for 1" wedi® = 4.3)	4.3hr ft. 2 F/Btu/in (R Value for 1" wedi® = 4.3)	N/A
Tensile Strength	ASTM D1623-09	76 psi	N/A	N/A	N/A
Shear Bond Strength	ANSI A118.18 Minimum performance requirement 50 psi	7 day Shear Strength Dry: 184 psi. 7 day Shear Strength Wet: 122 psi. 4 week Shear Strength Dry: 216 psi. 12 week Shear Strength Dry: 217 psi. 100 day Shear Strength Wet: 201 psi.	7 day Shear Strength Dry: 72.4 psi. 7 day Shear Strength Wet: 71.4 psi.	N/A, see wedi® Building Panel and IAPMO PS106 compliance	Shear Strength (7 days), Pass (72 psi) Shear Strength (4 weeks), Pass (77 psi) Shear Strength (12 weeks), Pass (99 psi) Shear Strengh (100 day water immersion), Pass (74 psi)
Waterproof	ANSI A118.18; ANSI 118.10 Section 4.5	Passed	Passed	Passed	Passed
Waterproofness of Assembly	ANSI A118.18, IAPMO PS106	Passed	Passed	Passed	Passed
Water Vapor Transmission	ASTM E 96-2016	N/A	Permeance / Perms 0.03 and WVT (grains/h x ft^2) 0.05	N/A	Permeance / Perms 0.23
Capillarity	N/A	Zero	Zero	Zero	Zero
Fungus / Bacteria Resistance	ANSI A118.18, IAPMO PS106	Passed, Zero Growth	Passed, Zero Growth	Passed, Zero Growth	Passed, Zero Growth
Flexural Strength	ANSI A118.18; ASTM C203 Minimum Performance requirement 212 psi.	973 psi.	1035 psi.	N/A	N/A
Robinson Floor Test	ANSI A118.18; ASTM C627	Heavy duty commercial use, passed	N/A	N/A	N/A
Fastener Pull Through	ANSI A118.18; ASTM D1037 Section 15 Minimum performance requirement 75 lb.	Wet 131.8 lb./Dry 196.2 lb.	Wet 240 lb./Dry 226 lb.	N/A	N/A
Temperature Limits	N/A	-58 / +165° F	-58 / +120° F	-58 / +165° F	23° F / +165° F
Accelerated Aging	AC 71 - 25 Cycles	No disintegration; Passed	N/A	N/A	N/A
Linear expansion with change in moisture content	ANSI A118.18; ASTM D1037-12, Section 24 - Minimum Requirement < 0.2%	Passed, 0.04%	Passed, 0.04%	Passed, 0.04%	N/A
Surface Burning Characteristics	ASTM E84-16 (NFPA 255, ANSI / UL 723, UBC 8-1); ANSI A118.18	Flame Spread Index (FSI): 20 Smoke Developed Index (SDI): 70 Classification: Class A Tested as is without tile finish	Flame Spread Index (FSI): 0 Smoke Developed Index (SDI): 25 Classification: Class A Tested with surface covered with 12x12x 3/8 in. porcelain tile and 1/8 in. grout lines.	N/A, see wedi® Building Panel	N/A
Load bearing capability; weight of tile and setting materials/ sft	N/A	On walls up to 23 lb/sft. On ceilings up to 15 lb/sft.	On walls up to 14 lb/sft. On ceilings up to 10 lb/sft.	N/A, see wedi® Building Panel	N/A, depends on backer board or substrate
Floor and Trench Drain Compliance	ASME A112.18.2	N/A	N/A	Passed, compliant, IAPMO PS 106	Passed, compliant, IAPMO PS 106
Seam Strength	ASTM D751-11 (requirement 8 lb/in width)	Passed, 36.4 lbs	Passed, 23.2 lbs	N/A	15 lbf
Squareness	ANSI A118.18 requirement deviation < 1/32 in./ft length of product	Passed, 0 inches	Passed, 0 inches	N/A	N/A
Thickness	ANSI A118.18 requirement deviation < +-0.04 in.	Passed	Passed	N/A	.017 in. or 17 mil. (For S-DRY™ membrane)

Approvals & Certificates				
Approvals and certificates applicable to entire product system or components as required. Contact us to obtain approval & compliance information related to state or area specific building code.	City of New York, MEA 912-52-SM	Fundo Shower Systems & Building Panels: ICC PMG 1189 (for USA and Canada)	CE marked (Made in Germany Products)	TCNA handbook recognized for wall, floor, countertop, & more applications
	City of Los Angeles Approved. Please see ICC PMG report.	DIN EN ISO 9001 (Made in Germany Products)	Meets all applicable ANSI / ISO Standards incl. ANSI A118.18, ANSI A118.10, IAPMO PS106	

How to Buy a wedi® Shower System: in Complete Kits

Choose an all-in-one shower building kit to complete your custom tiled shower design.

wedi Fundo® Shower Kit

What's in the box:

- wedi Fundo® Shower Base - point drain (center or off center)
- wedi® Building Panels to cover three shower walls (one long side, two short side walls) up to 80 inches tall
- wedi® Drain unit
- wedi® Shower Curb Lean
- wedi® Fastener Kit (1 kit containing 100 screws/washers)
- wedi® S-DRY™ Mixing Valve Seal
- wedi® S-DRY™ Pipe Seal
- wedi® Corner Putty Knife

Not included but needed for complete installation:

- wedi® Drain Cover
- wedi® Joint Sealant

Available kit sizes:

- 36 x 36 in.
- 36 x 48 in.
- 36 x 60 in.
- 36 x 72 in.
- 36 x 72 in. off-center drain
- 42 x 42 in.
- 42 x 60 in.
- 42 x 72 in.
- 48 x 48 in.
- 48 x 60 in.
- 48 x 72 in.

wedi Fundo® Curbless Shower Kit



What's in the box:

- wedi Fundo® Curbless Shower Base - point drain (center or off center)
- wedi® Building Panels to cover three shower walls (one long side, two short side walls) up to 80 inches tall
- wedi® Drain unit
- wedi® Fastener Kit (1 kit containing 100 screws/washers)
- wedi® S-DRY™ Membrane
- wedi® S-DRY™ Outside Corners
- wedi® S-DRY™ Mixing Valve Seal
- wedi® S-DRY™ Pipe Seal
- wedi® S-DRY™ Corner Putty Knife

Not included but needed for complete installation:

- wedi® Drain Cover
- wedi® S-DRY™ SEAL
- wedi® Joint Sealant

Available kit sizes:

- 36 x 48 in.
- 36 x 60 in.
- 36 x 60 in. off-center drain
- 42 x 42 in.
- 46 x 48 in.
- 48 x 60 in.
- 48 x 72 in.

wedi Fundo® Linear Shower Kit

What's in the box:

- wedi Fundo® Linear Shower Module 32"
- wedi Fundo® Linear Shower Extension 32"
- wedi® Building Panels to cover three shower walls (one long side, two short side walls) up to 80 inches tall
- wedi Fundo® Shower Curb Lean 96
- wedi® Drain unit
- wedi® Fastener Kit (1 kit containing 100 screws/washers)
- wedi® S-DRY™ Mixing Valve Seal
- wedi® S-DRY™ Pipe Seal
- wedi® Corner Putty Knife

Not included but needed for complete installation:

- wedi® Linear Drain Cover
- wedi® Joint Sealant

Available kit size:

- 32 x 72 in. (line module + extension module)

wedi® S-DRY™ Shower Kit

What's in the box:

- wedi® S-DRY™ Shower Base with Drain
- wedi® S-DRY™ Waterproof Membrane
- wedi® S-DRY™ Shower Curb
- 2 sets of wedi® S-DRY™ Inside Corner 90
- 1 set of wedi® S-DRY™ Outside Corner 90
- wedi® S-DRY™ Mixing Valve Seal
- wedi® S-DRY™ Pipe Collar
- wedi® S-DRY™ Tape

Not included but needed for complete installation:

- wedi® S-DRY™ Drain Cover
- wedi® S-DRY™ SEAL

Available kit size:

- 38 x 64 in.
- 38 x 64 in. off-center drain
- Please purchase enough wedi® S-DRY™ SEAL to treat all seams and choose your S-DRY™ Drain Cover separately or wedi Fundo® Drain Cover set separately

Or Buy wedi® in 5 Steps

This page shows you how to select all products needed to build your custom shower a la carte and step by step.

	wedi Fundo®	wedi S-DRY™
Step 1: Choose your Shower Floor Products Needed for the shower floor. The wedi® Shower Base options feature waterproof performances, prefabricated surface slopes, integrated drains and they can be cut to custom sizes.	 ▪ wedi Fundo® Shower Base - point drain (center or off center), used with curb ▪ wedi Fundo® Curbless Shower Base - curbless entry shower base with point drain ▪ wedi Fundo® Linear Shower Base - linear drain, used with curb ▪ wedi Fundo® Extensions and Curbs	 ▪ wedi® S-DRY™ Shower Base - point drain (center or off-center), used with or without curb ▪ wedi® S-DRY™ Extensions ▪ wedi® S-DRY™ BFD (Bonding Flange Drain) ▪ wedi® S-DRY™ Curbs
Step 2: Choose your Shower Wall Products Needed to build and waterproof the shower walls. All wedi® Building Panels including wedi® Vapor 85 are high strength tile backer boards designed for specific purposes like the use over framing in different shower or steam shower system installations. wedi® S-DRY™ is a sheet waterproofing membrane used over pre-existing wall panels like drywall in showers or cement board in steam showers.	 **wedi® Building Panels can be used:** ▪ With wedi Fundo® or wedi® S-DRY™ Shower Systems **wedi® Vapor 85 Panels can be used:** ▪ For steam rooms and steam showers with wedi® Fundo® or S-DRY™ shower floors and systems	 **wedi® S-DRY™ membrane or wedi® Vapor 85 Panels can be used:** ▪ With wedi® S-DRY™ Shower Systems ▪ With mortar bed shower bases
Step 3: Choose Your Shower Upgrades Optional design upgrades that offer functional value to showers while integrating into the waterproof system installation.	These items may be used with **ANY** wedi® Shower Installation System! ▪ Curbs (Full, Lean, or AT) ▪ Recessed Niches ▪ Benches and seats ▪ Sloped shower ramps	
Step 4: Choose Your Shower Installation Accessory Products Needed to seal, connect and finish the shower system in our fully waterproofed installation.	 ▪ wedi® Joint Sealant ▪ Fastener systems (washers and screws) ▪ Tools for wedi® installations (wedi® Corner Putty Knife, wedi® Sealant Gun, etc.)	 ▪ wedi® S-DRY™ Tapes and Collars ▪ wedi® S-DRY™ SEAL ▪ wedi® S-DRY™ SEAL Trowel
Step 5: Choose Your Shower Finish Products Sold separately to allow further customization of the final shower designs. We offer point and linear drain covers in a variety of finishes. Choose one that matches the finish of your other shower fixtures.	 wedi Fundo® Drain Covers are made from solid gauge premium grade stainless steel and are laser cut for precision and hand polished. Available designs, colors, and finishes: ▪ Stainless steel, matte black, polished chrome, polished gold, matte white, champagne, oil rubbed bronze, brushed brass, or slotted and perforated options for point drains ▪ Two sizes of tileable point drain covers ▪ Stainless steel, matte black, brass, tileable and channel frame options for linear drains	 wedi® S-DRY™ Drain Covers are made from American 304 stainless steel and are designed for quality performance. Available designs, colors, and finishes: ▪ Stainless steel, matte black, polished chrome, polished gold, oil rubbed bronze, or brushed brass options for Drain Covers ▪ wedi Fundo® Covers can also be used with wedi® S-DRY™ Shower Systems* *May require use of the wedi® S-DRY™ Fundo Drain Cover Support Kit.

For options and pricing, refer to wedi's Illustrated Price List or www.wedicorp.com.

How to install wedi Fundo®

(At a glance installation steps, example shown here: wedi Fundo® Curbless)

Review your wedi Fundo® manual to learn how to safely prepare the project site, safely install the wedi® system following our best practices, and prepare to set tile. Choose the right manual or video for Fundo, Fundo Curbless or Fundo Linear.

wedi Fundo® products are lightweight and easy to carry.

wedi® Building Panels can be easily trimmed using a utility knife. All foam products can be customized.

Use a modified thinset mortar appropriate for adhesion of the shower base to the floor substrate or choose wedi RO-SET™ if registering for a wedi® extended warranty.

Turn & click to install the drain to the wedi® base and adhere shower base to the floor substrate before connecting wedi® drain to floor waste pipe.

Use wedi® Joint Sealant to connect panels, curbs or add-ons like shower niches or shower benches.

Use wedi® Fasteners to connect panels to framing.



Cover all seams & fasteners with wedi® Joint Sealant.

For full and complete wedi Fundo® installation instructions, please scan this code to view our Technical Handbook.

Want to check out a complete wedi installation video? Scan this code to visit out YouTube channel for a variety of videos!

How to install ...wedi® S-DRY™

Installation at a Glance:

Install S-DRY™ Membrane. Seams are then covered with wedi® Sealing Tape and fasteners are covered with wedi® Vapor 85 Fastener Patches (installed with wedi® Sealant 620).

Begin by applying wedi RO-SET™ to the existing walls. If drywall panel transitions are mud taped, please apply primer first.

Install S-DRY™ membrane to walls and smooth out air bubbles and wrinkles.

Skim coat underside of S-DRY™ Base with wedi RO-SET™ before placing into a troweled PRO-SET™ bed on subfloor.

Connect the integrated S-DRY™ drain to the waste pipe in the floor.

Install a prefabricated wedi® S-DRY™ curb using PRO-SET™ mortar and tightly fitted against shower base and walls. Curbs are solid and are not sloped so they can connect to shower base on either side.



Waterproof all wall seams using S-DRY™ SEAL and a plastic putty knife such as the wedi® S-DRY™ SEAL Trowel to avoid cutting into the membrane by accident.



Seams can be waterproofed by overlapping the membrane ends by 2 inches or using S-DRY™ tape. Start on the wall.

Fully apply S-DRY™ SEAL to the areas that will be covered with S-DRY™ Corners in the shower base area next.

Apply the prefabricated corners in overlapping designs.

Apply more S-DRY™ SEAL using the S-DRY™ SEAL V-notch Trowel.

Apply the next corner to fully waterproof the multiple transitions in curb areas. Use a flat plastic putty knife to adhere and smooth out the membrane.

Tightly apply straight S-DRY™ tape over 90 degree seams or transitions. Center the tape over the seams after pre-folding the tape and fully embed in S-DRY™ Seal.

Install the S-DRY™ drain cover and adjust its position to the height of the tile finish.

Scan code to view complete and current step-by-step installation manuals and videos

You may also use wedi® Building Panels or wedi® S-DRY™ BOARD with S-DRY™ shower bases in a S-DRY™ shower system installation under warranty. The assembly seams are covered with S-DRY™ SEAL and S-DRY™ tape. Fastener points are covered with S-DRY™ SEAL covering 1 inch beyond the washer edge. No wedi® Joint Sealant is required in this assembly option.

How to install wedi® Vapor 85 Building Panels

Installation at a Glance:

Fasten wedi® Vapor 85 Panels directly to framing using wedi® tabless washers and screws.

One washer goes into the seam where two or more panels meet. Set one fastener every 12 inches on walls and one fastener every 6 inches on ceilings.

wedi® Vapor 85 panels can be placed butted tightly in the installation and there is no need to apply any sealant in between panels. wedi® S-DRY™ SEAL is applied over seams using the S-DRY™ Trowel and in a width sufficient to fully adhere S-DRY™ tape centered over seams.

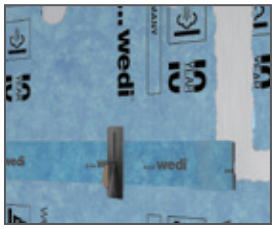

Apply S-DRY™ tape using a flat plastic putty knife ensuring it is fully adhered and smooth out all crinkles or bubbles.

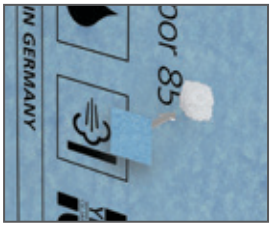

Treat all fastener points not covered by S-DRY™ tape using S-DRY™ SEAL and Vapor 85 Fastener Patches.

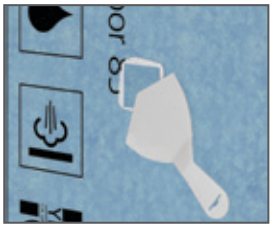

Smooth out the fastener patches ensuring they are fully adhered in S-DRY™ SEAL.



Treat all seams and fastener points last so you can efficiently use S-DRY™ within its pot life. Plan for using 1 unit of the 32 oz. bucket of S-DRY™ SEAL for every 45 feet of tape you want to use. One unit of the 32 oz bucket of S-DRY™ SEAL is sufficient to cover 200 fastener points.

We are tile ready once the S-DRY™ SEAL is dry to the touch and flood tests can be done as early as 6 hours past application of S-DRY™ SEAL.

We recommend the use of solid epoxy setting mortar and grout (as per ANSI 118.3) to set dense, non absorbing tile or stone.

Please note that tile application over wedi® Vapor 85 panels is limited to a combined load and weight of tile and setting materials of up to 14 lb per square foot on walls, and up to 10 lb per square foot on ceilings.

Scan code to view complete and current step-by-step installation manuals and videos

Your wedi® shower systems - with Expert Services

wedi Technical Sales Support Managers

Our team of TSSMs are in the field every day helping professionals grow their business with wedi. Whether you need help with a takeoff or just another set of eyes on a project, your local TSSM is the shower expert in your pocket – find your local TSSM by scanning this QR code or by visiting:

www.wedicorp.com/contact-local-wedi-services/

wedi Continued Education & Training Programs - giving you the edge

Become a wedi® Certified Installer:

- In the Field - wedi® Installation Workshops
- On the Job - First-time Jobsite Assistance

Become a wedi® PRO Certified Installer:

- In the field – Regional wedi® PRO Certification Workshops & Annual online PRO certification classes
- At our House – wedi® Factory Tour and PRO Certification Workshops in Batavia, IL

wedi Warranty - meaningful & protective

- 10- Year Limited Warranty or extended Warranties for qualifying shower projects including a 15- Year Limited or **Lifetime Limited Warranty** when installed by a wedi® PRO Certified installer
- Peace of mind with local service and onsite presence in case questions or challenges arise

To download a copy of the wedi® Warranty, scan this QR code or visit:
www.wedicorp.com/en/wedi-warranty/

Not sure which wedi product system is right for you?

We are ready to help!

Scan this code or visit **www.wedicorp.com/contact-local-wedi-services/** to contact your local wedi® Technical Sales Manager for assistance choosing the right products!

...wedi®

an ARDEXGROUP Company

1160 Pierson Dr.
Batavia, IL 60510

1-847-357-9815
info@wedicorp.com
www.wedicorp.com

www.instagram.com/wedicorp
www.youtube.com/wedicorp
www.facebook.com/wedicorp

wedi® is a proud member of:

Member of TCNA

wedi-quality and performance certified by:

ICC ES PMG

...wedi ORIGINAL OWNER LIMITED LIFETIME PRO WARRANTY

MADE IN U.S.A. and Germany

EN

06/26. US7000252.
Subject to change without notice.